

Lycos Internet Limited (Formerly Ybrant Digital Limited) (BSE - 532368)

Regd. Office Plot no# 7A,Road No.12, M.L.A. Colony, Banjara Hills, Hyderabad - 500034,Telangana - India


E-mail:ir@ybrantdigital.com, CIN:L64203TG1999PLC030996

Tel: +91 4045678999, Fax: +91 2266459677, www.ybrantdigital.com

PART I Unaudited Financial Results for the Quarter ended 30th September 2014

All amounts in Indian Rupees Lakhs, except share data

Sl.No.	Particulars	Standalone						Consolidated					
		3 Months ended 30th Sept 2014	3 Months ended 30th June 2014	3 Months ended 30th Sept 2013	Year to Date		Year Ended 31st March 2014	3 Months ended 30th Sept 2014	3 Months ended 30th June 2014	3 Months ended 30th Sept 2013	Year to Date		Year Ended 31st March 2014
					30-Sep-14	30-Sep-13					30-Sep-14	30-Sep-13	
		(Unaudited)	(Unaudited)	(Unaudited)	(Unaudited)	(Unaudited)	(Audited)	(Unaudited)	(Unaudited)	(Unaudited)	(Unaudited)	(Unaudited)	(Audited)
1	Income from Operations												
	(a) Net Sales/ Income from Operations	13,299.78	12,978.08	15,712.42	26,277.86	32,127.13	60,383.68	46,019.03	45,626.27	40,260.07	91,645.30	80,297.38	167,337.38
	(b) Other Operating Income	-	-	-	-	-	-	-	-	-	-	-	-
	Total Income from Operations(net)	13,299.78	12,978.08	15,712.42	26,277.86	32,127.13	60,383.68	46,019.03	45,626.27	40,260.07	91,645.30	80,297.38	167,337.38
2	Expenditure												
	a) Cost of Goods/Services	10,958.31	10,840.30	11,278.19	21,798.61	23,296.67	44,260.45	26,963.27	26,749.52	24,944.16	53,727.79	50,399.55	99,704.45
	b) Changes in Inventories of Finished Goods, work in Progress and Stock in Trade	-	-	-	-	-	-	-	-	-	-	-	-
	c) Employee benefit expenses	592.55	618.84	854.52	1,211.39	1,679.99	3,186.09	2,181.78	2,186.57	3,571.30	4,368.35	6,927.24	12,775.47
	d) Depreciation & Amortisation Expense	601.13	121.35	345.25	722.48	690.50	5,287.98	977.54	775.18	845.46	1,752.72	1,424.97	6,883.36
	e) Other expenses	865.47	868.69	958.91	1,734.16	1,833.63	4,521.30	3,186.96	3,182.68	3,572.79	6,369.64	6,930.07	18,142.37
	(Any item exceeding 10% of the total expenses relating to continuing	-	-	-	-	-	-	-	-	-	-	-	-
	Total Expenses	13,017.46	12,449.18	13,436.87	25,466.64	27,500.79	57,255.82	33,309.55	32,893.95	32,937.71	66,203.50	65,681.83	137,505.65
3	Profit from Operations before Other Income, Finance costs and Exceptional Items(1-2)	282.32	528.90	2,275.55	811.22	4,626.34	3,127.86	12,709.48	12,732.32	7,322.36	25,441.80	14,615.55	29,831.73
4	Other income												
	Other Income	-	-	-	-	-	322.81	-	35.79	-	35.79	10.92	612.95
	Foreign Exchange Fluctuation gain/ (Loss)	339.15	17.91	604.19	357.06	1,499.85	300.20	368.30	77.63	616.31	445.93	1,511.97	(463.05)
5	Profit from ordinary activities before Finance Costs and Exceptional	621.47	546.81	2,879.74	1,168.28	6,126.19	3,750.87	13,077.78	12,845.74	7,938.67	25,923.52	16,138.43	29,981.63
6	Finance Costs	619.26	539.03	759.27	1,158.29	1,370.92	2,375.45	839.15	575.94	1,024.81	1,415.09	1,880.90	2,694.40
7	Profit from ordinary activities after Finance costs but before	2.21	7.78	2,120.47	9.99	4,755.27	1,375.42	12,238.64	12,269.80	6,913.86	24,508.44	14,257.53	27,287.23
8	Exceptional Items												
9	Profit (+)/Loss(-) from Ordinary Activities before tax(7+8)	2.21	7.78	2,120.47	9.99	4,755.27	1,375.42	12,238.64	12,269.80	6,913.86	24,508.44	14,257.53	27,287.23
10	Tax Expense (Included Deferred Tax)	0.72	2.52	424.26	3.24	951.42	459.76	3,990.89	3,915.91	1,136.10	7,906.80	2,304.74	5,190.95
11	Net Profit (+) /Loss(-) from Ordinary Activities after tax(9-10)	1.49	5.26	1,696.21	6.75	3,803.84	915.66	8,247.75	8,353.89	5,775.76	16,601.64	11,952.79	22,096.28
12	Extra ordinary Items (net of tax expense Rs.)	-	-	-	-	-	-	-	-	-	-	-	-
13	Net Profit (+) /Loss(-) for the period (11-12)	1.49	5.26	1,696.21	6.75	3,803.84	915.66	8,247.75	8,353.89	5,775.76	16,601.64	11,952.79	22,096.28
14	Share of Profit/ (Loss) of associates												
15	Minority Interest												
16	Net Profit/(Loss) after taxes, minority interest and share of profit(loss) of associates(13+14+15)	1.49	5.26	1,696.21	6.75	3,803.84	915.66	8,247.75	8,353.89	5,775.76	16,601.64	11,952.79	22,096.28
17	Paid up Equity Share Capital (Face Value of Rs.2/-each)	9,525.03	9,525.03	9,525.03	9,525.03	9,525.03	9,525.03	9,525.03	9,525.03	9,525.03	9,525.03	9,525.03	9,525.03
18	Reserve excluding Revaluation Reserves as per balance sheet of previous accounting year												
19.i	Earning per share (before Extraordinary items) (Face Value of Rs.2/-each)												
	a) Basic	0.00	0.00	0.36	0.00	0.80	0.19	1.73	1.75	2.21	3.49	2.51	4.64
	b) Diluted	-	-	-	-	-	-	-	-	-	-	-	-
19.ii	Earning per share (after Extraordinary items) (Face Value of Rs.2/-each)												
	a) Basic	0.00	0.00	0.36	0.00	0.80	0.19	1.73	1.75	2.21	3.49	2.51	4.64
	b) Diluted	-	-	-	-	-	-	-	-	-	-	-	-




PART II Select information for the Quarter ended 30th Sept 2014

SI.No.	Particulars	3 Months ended 30th Sept 2014	3 Months ended 30th June 2014	3 Months ended 30th Sept 2013	Year to Date		Year Ended 31st March 2014
					30-Sep-14	30-Sep-13	
A	PARTICULARS OF SHAREHOLDING						
1	Public Shareholding						
	- Number of Shares	290,304,101	286,583,993	278,667,195	290,304,101	278,667,195	283,591,993
	- Percentage of Share Holding	60.96%	60.17%	58.51%	60.96%	58.51%	59.55%
2	Promoters and promoter group Shareholding						
	a) Pledged/Encumbered						
	Number of shares	31,832,335	36,332,335	44,259,858	31,832,335	44,259,858	39,337,335
	Percentage of shares (as a % of the total shareholding of promoters & Promoter group)	17.12%	19.16%	22.40%	17.12%	22.40%	20.42%
	Percentage of shares (as a % of the total share capital of the company)	6.68%	7.63%	9.29%	6.68%	9.29%	8.26%
	b) Non-encumbered						
	Number of shares	154,115,063	153,335,171	153,324,446	154,115,063	153,324,446	153,322,171
	Percentage of shares (as a % of the total shareholding of promoters & Promoter group)	82.88%	80.84%	77.60%	82.88%	77.60%	79.58%
	Percentage of shares (as a % of the total share capital of the company)	32.36%	32.20%	32.19%	32.36%	32.19%	32.19%

	Particulars	3 Months ended 30th Sept 2014
B	INVESTORS COMPLAINTS	
	Pending at the beginning of the quarter	12
	Received during the quarter	4
	Disposed of during the quarter	14
	Remaining unresolved at the end of the quarter	2

C Notes:

1. The above Unaudited financial results for the quarter ended 30th September, 2014 were taken on record at the meeting of the Board of Directors held on 28th October, 2014 after being reviewed and recommended by the Audit Committee.
2. The Company operates in two segments i.e, Software Development and Digital Marketing.
3. The Name of the Company has been changed from Ybrant Digital Limited to Lycos Internet Limited w.e.f October 7, 2014 as per the fresh Certification of Incorporation issued by Registrar of Companies, Andhra Pradesh & Telangana.
4. As per the requirements of Schedule II of the Companies Act, 2013, the depreciation for the quarter is accounted based on useful lives and where the remaining useful life of the assets was nil as at April 1, 2014, the carrying amount of those assets has been adjusted to the opening balance of retained earnings.
5. The figures for the previous period / year have been regrouped / reclassified, wherever necessary.
6. Consolidated Financial Statements have been prepared in accordance with Accounting Standard 21 "Consolidated Financial Statement" issued by The Institute of Chartered Accountants of India. Consolidated results are combined numbers of its 100% subsidiaries.




Statement of Assets and Liabilities

Amount in Rs Lakhs

	Particulars	Stand Alone		Consolidated	
		As on 30-09-2014 Unaudited	As on 31-03-2014 Audited	As on 30-09-2014 Unaudited	As on 31-03-2014 Audited
A	EQUITY AND LIABILITIES				
1	Shareholder's Funds				
	(a) Share Capital	9,525.03	9,525.03	9,525.03	9,525.03
	(b) Reserves and Surplus	51,047.87	51,717.43	121,732.83	106,395.03
	Sub Total - Shareholders funds	60,572.90	61,242.46	131,257.86	115,920.06
2	Share application money pending allotment	-	-	-	-
3	Minority Interest	-	-	-	-
4	Non-Current Liabilities				
	(a) Long-term borrowings	13,687.19	13,993.64	1,661.71	4,077.67
	(b) Deferred tax liabilities (Net)	831.98	831.98	364.50	364.50
	(c) Other Long term liabilities	1,909.91	1,863.10	2,411.37	2,364.56
	(d) Long term provisions	79.16	741.21	79.16	741.21
	Sub Total - Non - Current Liabilities	16,508.24	17,429.93	4,516.74	7,547.95
5	Current Liabilities				
	(a) Short-term borrowings	8,000.00	8,254.44	8,000.00	8,929.77
	(b) Trade payables	9,463.42	12,806.92	19,104.88	24,550.76
	(c) Other current liabilities	5,866.94	6,536.35	14,097.61	17,272.51
	(d) Short-term provisions	1,490.05	1,973.98	5,579.05	6,068.88
	Sub Total - Current Liabilities	24,820.41	29,571.68	46,781.54	56,821.91
	TOTAL - EQUITY AND LIABILITIES	101,901.55	108,244.07	182,556.14	180,289.93
B	Assets				
1	Non-current assets				
	(a) Fixed assets	993.14	2,081.67	32,579.25	31,557.10
	(b) Goodwill on consolidation	-	-	-	-
	(c) Non-current investments	51,087.68	51,087.68	874.11	874.11
	(d) Deferred tax assets (net)	-	-	-	-
	(e) Long term loans and advances	232.53	232.53	13,885.77	14,191.82
	(f) Other non-current assets	-	-	3,637.21	4,138.37
	Sub Total - Non - Current Assets	52,313.34	53,401.87	50,976.34	50,761.40
2	Current assets				
	(a) Current investments	-	-	-	-
	(b) Inventories	-	-	-	-
	(c) Trade receivables	31,015.50	36,269.79	72,529.93	78,610.33
	(d) Cash and cash equivalents	49.26	48.95	4,489.29	4,304.52
	(e) Short-term loans and advances	18,523.46	18,523.46	32,395.25	29,472.51
	(f) Other current assets	-	-	22,165.33	17,141.17
	Sub Total - Current Assets	49,588.22	54,842.20	131,579.80	129,528.53
	TOTAL ASSETS	101,901.55	108,244.07	182,556.14	180,289.93

Place : HYDERABAD
Date : 28th October 2014



By order of the Board of Directors
For Lycos Internet Limited
(Formerly Ybrant Digital Limited)

M. SURESH KUMAR REDDY
Chairman & Managing Director

Lycos Internet Limited (Formerly Ybrant Digital Limited) (BSE - 532368)

Regd. Office Plot no# 7A, Road No.12, M.L.A. Colony, Banjara Hills, Hyderabad - 500034. Telangana - India

E-mail: ir@ybrantdigital.com, CIN:L64203TG1999PLC030996


Tel: +91 4045678999, Fax: +91 2266459677, www.ybrantdigital.com

REPORTING OF SEGMENT WISE REVENUE, RESULTS AND CAPITAL EMPLOYED


All amounts in Indian Rupees Lakhs, except share data

Sl.No.	Particulars	Consolidated					
		3 Months ended 30th Sept 2014	3 Months ended 30th June 2014	3 Months ended 30th Sept 2013	Year to Date		Year Ended 31st March 2014
					30-Sep-14	30-Sep-13	
		(Unaudited)	(Unaudited)	(Unaudited)	(Unaudited)	(Unaudited)	(Audited)
1	Segment Revenue						
	(a) Digital Marketing Segment	34,452.80	34,112.55	28,186.93	68,565.35	56,233.00	121,571.97
	(b) Software Development Segment	11,566.23	11,513.73	12,073.14	23,079.95	24,064.38	45,765.41
	Total Sales/ Income from Operations	46,019.03	45,626.28	40,260.07	91,645.31	80,297.38	167,337.38
	Less: Inter Segment Revenue	-	-	-	-	-	-
	Net Sales/ Income from Operations	46,019.03	45,626.28	40,260.07	91,645.31	80,297.38	167,337.38
2	Segment Results - Profit (+) / Loss (-) before tax and interest *						
	(a) Digital Marketing Segment	13,086.50	11,981.81	6,292.40	25,068.31	13,284.75	27,692.14
	(b) Software Development Segment	(8.71)	863.94	1,646.27	855.23	2,853.68	2,289.48
	Total Segment Results - Profit (+) / Loss (-) before tax and interest	13,077.78	12,845.75	7,938.67	25,923.54	16,138.43	29,981.62
	Less: Interest	839.15	575.94	1,024.81	1,415.09	1,880.90	2,694.40
	Total Profit (+) / Loss (-) before tax	12,238.64	12,269.81	6,913.86	24,508.45	14,257.53	27,287.23
3	Capital Employed						
	(a) Digital Marketing Segment	117,409.08	112,099.71	94,507.80	117,409.08	94,507.80	104,349.31
	(b) Software Development Segment	33,814.14	34,103.76	33,276.52	33,814.14	33,276.52	33,884.27
	Total Capital Employed	151,223.22	146,203.47	127,784.32	151,223.22	127,784.32	138,233.58

For Lycos Internet Limited
(Formerly Ybrant Digital Limited)



M.SURESH KUMAR REDDY
Chairman & Managing Director



Place : HYDERABAD
Date : 28th October 2014



P. MURALI & CO.,

CHARTERED ACCOUNTANTS
6-3-655/2/3, SOMAJIGUDA,
HYDERABAD - 500 082. INDIA

Tel. : (91-40) 2332 6666, 2331 2554
2339 3967, 2332 1470

Fax : (91-40) 2339 2474

E-mail : pmurali.co@gmail.com
info@pmurali.com

Website : www.pmurali.com

To
The Board of Directors
M/s. Lycos Internet Limited
(Formerly known as Ybrant Digital Limited)
Hyderabad

Limited Review Report for the quarter ended 30th September 2014

We have reviewed the accompanying statement of unaudited financial results of **M/s. Lycos Internet Limited** for the quarter ended 30th September 2014 except for the disclosures regarding 'Public Shareholding' and 'Promoter and Promoter Group Shareholding' which have been traced from disclosures made by the management and have not been audited by us. This statement is the responsibility of the Company's Management and has been approved by the Board of Directors. Our responsibility is to issue a report on these financial statements based on our review.


We conducted our review in accordance with the Standard on Review Engagement (SRE) 2400, *Engagements to Review Financial Statements* issued by the Institute of Chartered Accountants of India. This standard requires that we plan and perform the review to obtain moderate assurance as to whether the financial statements are free of material misstatement. A review is limited primarily to inquiries of company personnel and analytical procedures applied to financial data and thus provides less assurance than an audit. We have not performed an audit and accordingly, we do not express an audit opinion.

Based on our review conducted as above, nothing has come to our attention that causes us to believe that the accompanying statement of unaudited financial results prepared in accordance with applicable accounting standards and other recognised accounting practices and policies has not disclosed the information required to be disclosed in terms of Clause 41 of the Listing Agreement including the manner in which it is to be disclosed, or that it contains any material misstatement.

For P. Murali & Co.
Chartered Accountants

P. Murali Mohana Rao
Partner

M. No.023412



Place: Hyderabad

Date : 28th October, 2014