

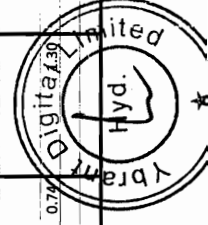
Ybrant Digital Limited (BSE - 532368)

Regd. Office Plot no# 7A, Road No.12, M.L.A. Colony, Banjara Hills, Hyderabad - 500034 India
E-mail:ir@ybrantdigital.com, CIN:L64203TG1999PLC030996
Tel: +91 40 4567 8999, Fax: +91 40 4567 8998, www.ybrantdigital.com

PART I Unaudited Financial Results for the Quarter ended 30th June 2014

Sl.No.	Particulars (Refer Notes below)	Standalone				Consolidated			
		3 Months ended 30th June 2014	3 Months ended 31st March 2014	3 Months ended 30th June 2014	3 Months ended 31st March 2014	3 Months ended 30th June 2014	3 Months ended 31st March 2014	3 Months ended 30th June 2014	3 Months ended 31st March 2014
		(Unaudited)	(Unaudited)	(Unaudited)	(Audited)	(Unaudited)	(Unaudited)	(Unaudited)	(Audited)
1	Income from Operations (a) Net Sales/Income from Operations (b) Other Operating Income Total Income from Operations(net)	12,978.08 12,978.08	13,213.62 13,213.62	16,414.71 16,414.71	59,047.58 59,047.58	45,626.27 45,626.27	40,037.31 40,037.31	167,337.38 167,337.38	160,105.00 160,105.00
2	Expenditure a) Cost of Goods/Services b) Changes in inventories of Finished Goods, work in Progress and Stock in Trade c) Employee benefit expenses d) Depreciation & Amortisation Expense e) Other expenses (Any item exceeding 10% of the total expenses relating to continuing operations to be shown separately)	10,840.30	10,681.91	12,018.48	41,482.08	26,749.52	25,455.39	99,704.45	106,203.24
3	Total Expenses Profit from Operations before Other Income, Finance costs and Exceptional Items(1-2)	12,449.18	17,313.02	14,063.92	56,837.16	32,893.95	32,744.12	137,505.65	152,041.67
4	Other Income	528.90	(4,099.40)	2,350.79	3,127.86	3,127.86	7,293.19	29,831.73	8,063.33
5	Profit from ordinary activities before Finance Costs and Exceptional Items (3+4)	17.91	322.81	895.66	292.60	35.79	10.92	612.95	590.58
6	Finance Costs	546.81	(4,833.68)	3,246.45	3,750.87	12,845.74	8,199.77	29,981.63	9,497.18
7	Profit from ordinary activities after Finance costs but before Exceptional Items(5-6)	539.03	4,770.77	611.65	2,375.45	575.94	856.09	2,694.40	3,516.77
8	Exceptional Items	7.78	(5,310.75)	2,634.80	1,375.42	12,269.80	7,343.68	27,287.23	5,980.41
9	Profit (+)/Loss(-) from Ordinary Activities before tax(7+8)	7.78	(5,310.75)	2,634.80	1,057.26	12,269.80	4,711.85	27,287.23	5,980.41
10	Tax Expense (Included Deferred Tax)	2.52	(878.00)	527.16	459.76	3,915.91	1,197.62	5,190.95	880.92
11	Net Profit (+) /Loss(-) from Ordinary Activities after tax(9-10)	5.26	(4,432.75)	2,107.64	915.66	8,353.89	3,514.23	22,096.28	5,099.49
12	Extra ordinary items (net of tax expense Rs.)	5.26	(4,432.75)	2,107.64	915.66	8,353.89	3,514.23	22,096.28	5,099.49
13	Net Profit (+) /Loss(-) for the period (11-12)	5.26	(4,432.75)	2,107.64	915.66	8,353.89	3,514.23	22,096.28	5,099.49
14	Share of Profit/ (Loss) of associates								
15	Minority Interest								
16	Net Profit/(Loss) after taxes, minority interest and share of profit(loss) of associates(13+14+15)	5.26	(4,432.75)	2,107.64	915.66	8,353.89	3,514.23	22,096.28	5,099.49
17	Paid up Equity Share Capital (Face Value of Rs.2/-each)	9,525.03	9,525.03	9,525.03	9,525.03	9,525.03	9,525.03	9,525.03	9,525.03
18	Reserve excluding Revaluation Reserves as per balance sheet of previous accounting year								
19.i	Earning per share (before Extraordinary Items) (Face Value of Rs.2/-each)								
	a) Basic	0.00	(0.93)	0.44	0.19	1.75	1.30	4.64	1.07
	b) Diluted								
19.ii	Earning per share (after Extraordinary Items) (Face Value of Rs.2/-each)								
	a) Basic	0.00	(0.93)	0.44	0.19	1.75	1.30	4.64	1.07
	b) Diluted								

All amounts in Indian Rupees Lakhs, except share data



PART II - Select information for the Quarter ended 30th June 2014

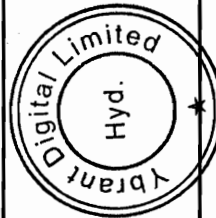
Sl.No.	Particulars	3 Months ended	3 Months ended	3 Months ended	Current Year Ended	Previous Year Ended
		30th June 2014	31st March 2014	30th June 2013	31st March 2014	31st March 2013
A	PARTICULARS OF SHAREHOLDING					
1	Public Shareholding					
	- Number of Shares	286,583,993	283,591,993	278,881,470	283,591,993	278,747,470
	- Percentage of Share Holding	60.17%	59.55%	58.56%	59.55%	58.53%
2	Promoters and promoter group Shareholding					
	a) Pledged/Encumbered					
	Number of shares	36,332,335	39,337,335	44,259,858	39,337,335	44,343,858
	Percentage of shares (as a % of the total shareholding of promoters & Promoter group)	19.16%	20.42%	22.42%	20.42%	22.45%
	Percentage of shares (as a% of the total share capital of the company)	7.63%	8.26%	9.29%	8.26%	9.31%
	b) Non-encumbered					
	Number of shares	153,335,171	153,222,171	153,110,171	153,222,171	153,160,171
	Percentage of shares (as a % of the total shareholding of promoters & Promoter group)	80.84%	79.58%	77.58%	79.58%	77.55%
	Percentage of shares (as a% of the total share capital of the company)	32.20%	32.19%	32.15%	32.19%	32.16%

Particulars	3 Months ended 30th June 2014
B	
INVESTORS COMPLAINTS	
Pending at the beginning of the quarter	12
Received during the quarter	Nil
Disposed of during the quarter	Nil
Remaining unresolved at the end of the quarter	12

C Notes:

1. The above unaudited financial results for the quarter ended 30th June, 2014 were taken on record at the meeting of the Board of Directors held on 26th July, 2014 after being reviewed and recommended by the Audit Committee.
2. The Company operates in two segments i.e. Software Development and Digital Marketing.
3. The figures for the previous period / year have been regrouped / reclassified, wherever necessary.
4. Consolidated Financial Statements have been prepared in accordance with Accounting Standard 21 "Consolidated Financial Statement" issue by The Institute of Chartered Accountants of India. Consolidated results are combined numbers of its 100% subsidiaries and Ybrant Digital Limited.

By order of the Board of Directors
For YBRANT DIGITAL LIMITED



M. Suresh Kumar Reddy
M. SURESH KUMAR REDDY
Chairman and Managing Director

Place : HYDERABAD
Date : 26th July 2014


Ybrant Digital Limited (BSE - 532368)

Regd. Office Plot no# 7A, Road No.12, M.L.A. Colony, Banjara Hills, Hyderabad - 500034, India
 Email : ir@ybrantdigital.com, CIN:L64203TG1999PLC030996
 Tel: +91 40 4567 8999, Fax: +91 40 4567 8998, www.ybrantdigital.com

REPORTING OF SEGMENT WISE REVENUE, RESULTS AND CAPITAL EMPLOYED

Sl.No.	Particulars	Consolidated				
		3 Months ended 30th June 2014	3 Months ended 31st March 2014	3 Months ended 30th June 2013	Year Ended	
		(Unaudited)	(Unaudited)	(Unaudited)	31st March 2014	31st March 2013
1	Segment Revenue					
	(a) Digital Marketing Segment	34,112.55	29,798.47	28,046.07	121,571.97	85,929.79
	(b) Software Development Segment	11,513.73	11,003.10	11,991.24	45,765.41	75,175.21
	Total Sales/ Income from Operations	45,626.28	40,801.57	40,037.31	167,337.38	161,105.00
	Less: Inter Segment Revenue					
	Net Sales/ Income from Operations	45,626.28	40,801.57	40,037.31	167,337.38	161,105.00
2	Segment Results - Profit (+) / Loss (-) before tax and interest *					
	(a) Digital Marketing Segment	11,981.81	7,652.23	6,992.95	27,692.14	5,282.04
	(b) Software Development Segment	863.94	(2,765.81)	1,207.41	2,289.48	3,215.14
	Total Segment Results - Profit (+) / Loss (-) before tax and interest	12,845.75	4,886.42	8,199.76	29,981.62	9,497.18
	Less: Interest	575.94	174.58	856.09	2,694.40	3,516.77
	Total Profit (+) / Loss (-) before tax	12,269.81	4,711.84	7,343.67	27,287.23	5,980.41
3	Capital Employed					
	(a) Digital Marketing Segment	112,099.71	104,349.31	89,932.17	104,349.31	84,560.18
	(b) Software Development Segment	34,103.76	33,884.27	32,432.39	33,884.27	31,983.60
	Total Capital Employed	146,203.47	138,233.58	122,364.56	138,233.58	116,543.78

All amounts in Indian Rupees Lakhs, except share data



For YBRANT DIGITAL LIMITED

M. Suresh Kumar Reddy

M.SURESH KUMAR REDDY
 Chairman and Managing Director

Place : HYDERABAD
 Date : 26th July 2014



P. MURALI & CO.,

CHARTERED ACCOUNTANTS
6-3-655/2/3, SOMAJIGUDA,
HYDERABAD - 500 082. INDIA

Tel. : (91-40) 2332 6666, 2331 2554
2339 3967, 2332 1470

Fax : (91-40) 2339 2474

E-mail : pmurali.co@gmail.com
info@pmurali.com

Website : www.pmurali.com

To
The Board of Directors
M/s. Ybrant Digital Limited
(Formerly, LGS Global Limited)
Hyderabad


Limited Review Report for the quarter ended 30th June 2014

We have reviewed the accompanying statement of unaudited financial results of **M/s. Ybrant Digital Limited (Formerly, LGS Global Limited)** for the quarter ended 30th June 2014 except for the disclosures regarding 'Public Shareholding' and 'Promoter and Promoter Group Shareholding' which have been traced from disclosures made by the management and have not been audited by us. This statement is the responsibility of the Company's Management and has been approved by the Board of Directors/ committee of Board of Directors. Our responsibility is to issue a report on these financial statements based on our review.

We conducted our review in accordance with the Standard on Review Engagement (SRE) 2400, *Engagements to Review Financial Statements* issued by the Institute of Chartered Accountants of India. This standard requires that we plan and perform the review to obtain moderate assurance as to whether the financial statements are free of material misstatement. A review is limited primarily to inquiries of company personnel and analytical procedures applied to financial data and thus provides less assurance than an audit. We have not performed an audit and accordingly, we do not express an audit opinion.

Based on our review conducted as above, nothing has come to our attention that causes us to believe that the accompanying statement of unaudited financial results prepared in accordance with applicable accounting standards and other recognised accounting practices and policies has not disclosed the information required to be disclosed in terms of Clause 41 of the Listing Agreement including the manner in which it is to be disclosed, or that it contains any material misstatement.

For P. Murali & Co.
Chartered Accountants



Partner

Place: Hyderabad
Date : 26th July 2014