


Lycos Internet Limited (Formerly Ybrant Digital Limited) (BSE - 532368)

Regd. Office Plot no# 7A, Road No.12, M.L.A. Colony, Banjara Hills, Hyderabad - 500034.Telangana - India
E-mail:ir@ybrantdigital.com, CIN:L64203TG1999PLC030996
Tel: +91 4045678999, Fax: +91 2266459677, www.ybrantdigital.com

PART I Unaudited Financial Results for the Quarter ended 31st December 2014

All amounts in Indian Rupees Lakhs, except share data

Sl.No.	Particulars	Standalone						Consolidated					
		3 Months ended 31st Dec 2014	3 Months ended 30th Sept 2014	3 Months ended 31st Dec 2013	Year to Date		Year Ended	3 Months ended 31st Dec 2014	3 Months ended 30th Sept 2014	3 Months ended 31st Dec 2013	Year to Date		Year Ended
		(Unaudited)	(Unaudited)	(Unaudited)	31-Dec-14	31-Dec-13	31st March 2014	(Unaudited)	(Unaudited)	(Unaudited)	31-Dec-14	31-Dec-13	31st March 2014
1	Income from Operations												
	(a) Net Sales/ Income from Operations	10,662.21	13,299.78	15,042.94	36,940.07	47,170.06	60,383.68	59,566.78	46,019.03	46,238.42	151,212.08	126,535.81	167,337.38
	(b) Other Operating Income	-	-	-	-	-	-	-	-	-	-	-	-
	Total Income from Operations(net)	10,662.21	13,299.78	15,042.94	36,940.07	47,170.06	60,383.68	59,566.78	46,019.03	46,238.42	151,212.08	126,535.81	167,337.38
2	Expenditure												
	a) Cost of Goods/Services	8,548.83	10,958.31	10,281.87	30,347.44	33,578.54	44,260.45	35,385.76	26,963.27	28,375.23	89,098.55	78,775.85	99,704.45
	b) Changes in Inventories of Finished Goods, work in Progress and Stock in Trade	-	-	-	-	-	-	-	-	-	-	-	-
	c) Employee benefit expenses	586.75	592.55	851.99	1,798.14	2,531.98	3,186.09	2,887.77	2,181.78	3,557.03	7,256.12	10,484.32	12,775.47
	d) Depreciation & Amortisation Expense	93.80	601.13	345.26	816.28	1,035.74	5,287.98	918.88	977.54	845.33	2,671.60	2,270.30	6,883.36
	e) Other expenses (Any item exceeding 10% of the total expenses relating to continuing operations to be	855.23	865.47	962.90	2,589.39	2,796.53	4,521.30	4,876.26	3,186.96	4,257.53	11,245.90	11,187.65	18,142.37
	Total Expenses	10,084.61	13,017.46	12,442.02	35,551.25	39,942.80	57,255.82	44,068.67	33,309.55	37,036.28	110,272.17	102,718.11	137,505.65
3	Profit from Operations before Other Income, Finance costs and Exceptional Items(1-2)	577.60	282.32	2,600.92	1,388.82	7,227.26	3,127.86	15,498.11	12,709.48	9,202.14	40,939.91	23,817.70	29,831.73
4	Other Income												
	Other Income	-	-	-	-	-	322.81	-	-	-	35.79	10.92	612.95
	Foreign Exchange Fluctuation gain/ (Loss)	(75.13)	339.15	(142.55)	281.93	1,357.29	300.20	(75.13)	368.30	(245.37)	370.80	1,266.59	(463.05)
5	Profit from ordinary activities before Finance Costs and Exceptional Items (3+4)	502.47	621.47	2,458.37	1,670.75	8,584.55	3,750.87	15,422.98	13,077.78	8,956.77	41,346.50	25,095.20	29,981.63
6	Finance Costs	496.98	619.26	527.46	1,655.27	1,898.38	2,375.45	541.93	839.15	633.92	1,957.02	2,519.82	2,694.40
7	Profit from ordinary activities after Finance costs but before Exceptional Items(5-6)	5.49	2.21	1,930.91	15.48	6,686.17	1,375.42	14,881.05	12,238.64	8,317.85	39,389.49	22,575.39	27,287.23
8	Exceptional Items	-	-	-	-	-	-	-	-	-	-	-	-
9	Profit (+)/Loss(-) from Ordinary Activities before tax(7+8)	5.49	2.21	1,930.91	15.48	6,686.17	1,375.42	14,881.05	12,238.64	8,317.85	39,389.49	22,575.39	27,287.23
10	Tax Expense (Included Deferred Tax)	1.78	0.72	386.33	5.02	1,337.76	459.76	4,994.41	3,990.89	1,683.59	12,901.21	3,993.33	5,190.95
11	Net Profit (+) /Loss(-) from Ordinary Activities after tax(9-10)	3.71	1.49	1,544.58	10.46	5,348.42	915.66	9,886.64	8,247.75	6,629.26	26,488.28	18,582.05	22,096.28
12	Extra ordinary Items (net of tax expense Rs.)	-	-	-	-	-	-	-	-	-	-	-	-
13	Net Profit (+) /Loss(-) for the period (11-12)	3.71	1.49	1,544.58	10.46	5,348.42	915.66	9,886.64	8,247.75	6,629.26	26,488.28	18,582.05	22,096.28
14	Share of Profit/ (Loss) of associates	-	-	-	-	-	-	-	-	-	-	-	-
15	Minority Interest	-	-	-	-	-	-	-	-	-	-	-	-
16	Net Profit/(Loss) after taxes, minority interest and share of profit(loss) of associates(13+14+15)	3.71	1.49	1,544.58	10.46	5,348.42	915.66	9,886.64	8,247.75	6,629.26	26,488.28	18,582.05	22,096.28
17	Paid up Equity Share Capital (Face Value of Rs.2/-each)	9,525.03	9,525.03	9,525.03	9,525.03	9,525.03	9,525.03	9,525.03	9,525.03	9,525.03	9,525.03	9,525.03	9,525.03
18	Reserve excluding Revaluation Reserves as per balance sheet of previous accounting year												
19.i	Earning per share (before Extraordinary items) (Face Value of Rs.2/-each)												
	a) Basic	0.00	0.00	0.32	0.00	1.12	0.19	2.08	1.73	1.39	5.56	3.90	4.64
	b) Diluted												
19.ii	Earning per share (after Extraordinary items) (Face Value of Rs.2/-each)												
	a) Basic	0.00	0.00	0.32	0.00	1.12	0.19	2.08	1.73	1.39	5.56	3.90	4.64
	b) Diluted												




PART II Select information for the Quarter ended 31st December 2014

Sl.No.	Particulars	3 Months ended 31st Dec 2014	3 Months ended 30th Sept 2014	3 Months ended 31st Dec 2013	Year to Date		Year Ended
					31-Dec-14	31-Dec-13	31st March 2014
A	PARTICULARS OF SHAREHOLDING						
1	Public Shareholding						
	- Number of Shares	289,893,228	290,304,101	280,544,718	289,893,228	280,544,718	283,591,993
	- Percentage of Share Holding	60.87%	60.96%	58.91%	60.87%	58.91%	59.55%
2	Promoters and promoter group Shareholding						
	a) Pledged/Encumbered						
	Number of shares	28,623,107	31,832,335	42,337,335	28,623,107	42,337,335	39,337,335
	Percentage of shares (as a % of the total shareholding of promoters & Promoter group)	15.36%	17.12%	21.63%	15.36%	21.63%	20.42%
	Percentage of shares (as a% of the total share capital of the company)	6.01%	6.68%	8.89%	6.01%	8.89%	8.26%
	b) Non-encumbered						
	Number of shares	157735164	154,115,063	153,369,446	157735164	153,369,446	153,322,171
	Percentage of shares (as a % of the total shareholding of promoters & Promoter group)	84.64%	82.88%	78.37%	84.64%	78.37%	79.58%
	Percentage of shares (as a% of the total share capital of the company)	33.12%	32.36%	32.20%	33.12%	32.20%	32.19%

	Particulars	3 Months ended 31st Dec 2014	
B	INVESTORS COMPLAINTS		
	Pending at the beginning of the quarter		2
	Received during the quarter		1
	Disposed of during the quarter		2
	Remaining unresolved at the end of the quarter		1

C Notes:

1. The above Unaudited financial results for the quarter ended 31st December 2014 were taken on record at the meeting of the Board of Directors held on 2nd February 2015 after being reviewed and recommended by the Audit Committee.
2. The Company operates in two segments i.e, Software Development and Digital Marketing.
3. The Name of the Company has been changed from Ybrant Digital Limited to Lycos Internet Limited w.e.f October 7, 2014 as per the fresh Certificate of Incorporation issued by Registrar of Companies, Andhra Pradesh & Telangana.
4. As per the requirements of Schedule II of the Companies Act, 2013, the depreciation for the quarter is accounted based on useful lives and where the remaining useful life of the assets was nil as at April 1, 2014, the carrying amount of those assets has been adjusted to the opening balance of retained earnings.
5. The figures for the previous period / year have been regrouped / reclassified, wherever necessary.
6. Consolidated Financial Statements have been prepared in accordance with Accounting Standard 21 "Consolidated Financial Statement" issued by The Institute of Chartered Accountants of India. Consolidated results are combined numbers of its 100% subsidiaries.



By order of the Board of Directors
For Lycos Internet Limited
(Formerly Ybrant Digital Limited)

M. SURESH KUMAR REDDY
Chairman & Managing Director

Place : HYDERABAD

Date : 2nd February 2015

Lycos Internet Limited (Formerly Ybrant Digital Limited) (BSE - 532368)

Regd. Office Plot no# 7A, Road No.12, M.L.A. Colony, Banjara Hills, Hyderabad - 500034.Telangana - India


E-mail:ir@ybrantdigital.com, CIN:L64203TG1999PLC030996

Tel: +91 4045678999, Fax: +91 2266459677, www.ybrantdigital.com

REPORTING OF SEGMENT WISE REVENUE, RESULTS AND CAPITAL EMPLOYED

All amounts in Indian Rupees Lakhs, except share data

Sl.No.	Particulars	Consolidated					
		3 Months ended 31st Dec 2014	3 Months ended 30th Sept 2014	3 Months ended 31st Dec 2013	Year to Date		Year Ended
		(Unaudited)	(Unaudited)	(Unaudited)	31-Dec-14 (Unaudited)	31-Dec-13 (Unaudited)	31st March 2014 (Audited)
1	Segment Revenue						
	(a) Digital Marketing Segment	49,308.52	34,452.80	35,540.49	117,873.88	91,773.50	121,571.97
	(b) Software Development Segment	10,258.26	11,566.23	10,697.93	33,338.21	34,762.31	45,765.41
	Total Sales/ Income from Operations	59,566.78	46,019.03	46,238.42	151,212.09	126,535.81	167,337.38
	Less: Inter Segment Revenue	-	-	-	-	-	-
	Net Sales/ Income from Operations	59,566.78	46,019.03	46,238.42	151,212.09	126,535.81	167,337.38
2	Segment Results - Profit (+) / Loss (-) before tax and interest *						
	(a) Digital Marketing Segment	14,246.95	13,086.50	7,563.92	39,315.25	20,039.92	27,692.14
	(b) Software Development Segment	1,176.03	(8.71)	1,392.85	2,031.26	5,055.29	2,289.48
	Total Segment Results - Profit (+) / Loss (-) before tax and interest	15,422.98	13,077.78	8,956.77	41,346.51	25,095.21	29,981.62
	Less: Interest	541.93	839.15	638.92	1,957.02	2,519.82	2,694.40
	Total Profit (+) / Loss (-) before tax	14,881.05	12,238.64	8,317.85	39,389.50	22,575.39	27,287.23
3	Capital Employed						
	(a) Digital Marketing Segment	126,836.99	117,409.08	100,141.99	126,836.99	100,141.99	104,349.31
	(b) Software Development Segment	34,050.84	33,814.14	33,923.25	34,050.84	33,923.25	33,884.27
	Total Capital Employed	160,887.83	151,223.22	134,065.24	160,887.83	134,065.24	138,233.58



For Lycos Internet Limited
(Formerly Ybrant Digital Limited)

[Signature]

M.SURESH KUMAR REDDY
Chairman & Managing Director

Place : HYDERABAD
Date : 2nd February 2015



P. MURALI & CO.,

CHARTERED ACCOUNTANTS
6-3-655/2/3, SOMAJIGUDA,
HYDERABAD - 500 082. INDIA

Tel. : (91-40) 2332 6666, 2331 2554
2339 3967, 2332 1470
Fax : (91-40) 2339 2474
E-mail : pmurali.co@gmail.com
info@pmurali.com
Website : www.pmurali.com

To
The Board of Directors
LYCOS Internet Limited
(Formerly known as Ybrant Digital Limited)
Hyderabad

Limited Review Report for the quarter ended 31st December, 2014

We have reviewed the accompanying statement of unaudited financial results of M/s. LYCOS Internet Limited for the quarter ended 31st December, 2014 except for the disclosures regarding 'Public Shareholding' and 'Promoter and Promoter Group Shareholding' which have been traced from disclosures made by the management and have not been audited by us. This statement is the responsibility of the Company's Management and has been approved by the Board of Directors/ committee of Board of Directors. Our responsibility is to issue a report on these financial statements based on our review.


We conducted our review in accordance with the Standard on Review Engagement (SRE) 2400, Engagement to Review Financial Statements issued by the Institute of Chartered Accountants of India. This standard requires that we plan and perform the review to obtain moderate assurance as to whether the financial statements are free of material misstatement. A review is limited primarily to inquiries of company personnel and analytical procedures applied to financial data and thus provide less assurance than an audit. We have not performed an audit and accordingly, we do not express an audit opinion.

Based on our review conducted as above, nothing has come to our attention that causes us to believe that the accompanying statement of unaudited financial results prepared in accordance with applicable accounting standards and other recognized accounting practices and policies has not disclosed the information required to be disclosed in terms of Clause 41 of the Listing Agreement including the manner in which it is to be disclosed, or that it contains any material misstatement.

For P. Murali & Co.,
Chartered Accountants
FRN. 007257S

P. Murali Mohana Rao

P. Murali Mohana Rao
Partner
M. No. 023412



Place: Hyderabad
Date: 2nd February, 2015