

Lycos Internet Limited (Formerly Ybrant Digital Limited) (NSE&BSE - LYCOS)

Regd. Office Plot no# 7A, Road No.12, M.L.A. Colony, Banjara Hills, Hyderabad - 500034, India


CIN:L64203TG1999PLC030996

Tel: +91 40 4567 8999, Fax: +91 22 6645 9677, www.lycos.com, email:ir@lycoscorp.com

PART I Unaudited Financial Results for the Quarter ended 30th September 2015

All amounts in Indian Rupees Lakhs, except share data

Sl.No.	Particulars	Standalone						Consolidated					
		3 Months ended 30th Sept 2015	3 Months ended 30th June 2015	3 Months ended 30th Sept 2014	Year to Date		Year Ended 31st March 2015	3 Months ended 30th Sept 2015	3 Months ended 30th June 2015	3 Months ended 30th Sept 2014	Year to Date		Year Ended 31st March 2015
					30th Sept 2015	30th Sept 2014					30th Sept 2015	30th Sept 2014	
(Refer Notes below)		(Unaudited)	(Unaudited)	(Unaudited)	(Unaudited)	(Unaudited)	(Audited)	(Unaudited)	(Unaudited)	(Unaudited)	(Unaudited)	(Unaudited)	(Audited)
1	Income from Operations												
	(a) Net Sales/ Income from Operations	11,109.15	11,578.42	13,299.78	22,687.57	26,277.86	49,158.05	56,508.42	49,863.62	45,019.03	106,372.04	91,645.30	195,700.36
	(b) Other Operating Income												
	Total Income from Operations(net)	11,109.15	11,578.42	13,299.78	22,687.57	26,277.86	49,158.05	56,508.42	49,863.62	46,019.03	106,372.04	91,645.30	195,700.36
2	Expenditure												
	a) Cost of Goods/Services	9,048.35	9,371.79	10,958.31	18,420.14	21,798.61	39,756.03	32,185.37	28,385.05	26,963.27	60,570.42	53,712.79	110,656.86
	b) Changes in Inventories of Finished Goods, work in Progress and Stock in Trade												
	c) Employee benefit expenses	775.93	784.13	592.55	1,560.06	1,211.39	3,370.01	2,564.33	3,021.50	2,181.78	5,585.83	4,368.35	9,942.13
	d) Depreciation & Amortisation Expense	46.94	46.83	601.13	93.77	722.48	1,052.58	1,814.50	977.54	960.58	1,752.72	1,415.08	4,137.70
	e) Other expenses	1,126.79	1,221.53	865.47	2,348.32	1,734.16	4,162.02	3,793.02	3,346.57	3,186.96	7,139.59	6,369.64	17,929.34
	(Any item exceeding 10% of the total expenses relating to continuing operations to be shown separately)												
	Total Expenses	10,998.01	11,424.28	13,017.46	22,422.29	25,466.64	48,340.64	40,357.22	35,713.70	33,309.55	76,070.92	66,203.50	142,666.03
3	Profit from Operations before Other Income, Finance costs and Exceptional Items(1-2)	111.14	154.14	282.32	265.28	811.22	817.41	16,151.20	14,149.92	12,709.48	30,301.12	25,441.80	53,034.33
4	Other Income	306.48	247.88	339.15	554.36	357.06	1,124.67	306.48	304.91	368.30	611.39	481.72	1,416.96
5	Profit from ordinary activities before Finance Costs and Exceptional Items (3+4)	417.62	402.02	621.47	819.64	1,168.28	1,942.08	16,457.68	14,454.83	13,077.78	30,912.51	25,923.52	54,451.29
6	Finance Costs	408.53	394.09	619.26	802.62	1,158.29	1,929.78	408.53	394.80	839.15	803.33	1,415.08	2,252.30
7	Profit from ordinary activities after Finance costs but before Exceptional Items(5-6)	9.09	7.93	2.21	17.02	9.99	12.30	16,049.15	14,060.03	12,238.64	30,109.18	24,508.44	52,198.99
8	Exceptional Items	-	-	-	-	-	-	-	-	-	-	-	-
9	Profit (+)/Loss(-) from Ordinary Activities before tax(7+8)	9.09	7.93	2.21	17.02	9.99	12.30	16,049.15	14,060.03	12,238.64	30,109.18	24,508.44	52,198.99
10	Tax Expense (Included Deferred Tax)	2.95	2.58	0.72	5.53	3.24	(162.14)	5,532.97	4,991.24	3,990.89	10,524.21	7,906.80	17,977.22
11	Net Profit (+) /Loss(-) from Ordinary Activities after tax(9-10)	6.14	5.35	1.49	11.49	6.75	174.44	10,516.18	9,068.79	8,247.75	19,584.97	16,601.64	34,221.77
12	Extra ordinary Items (net of tax expense Rs.)	-	-	-	-	-	-	-	-	-	-	-	-
13	Net Profit (+) /Loss(-) for the period (11-12)	6.14	5.35	1.49	11.49	6.75	174.44	10,516.18	9,068.79	8,247.75	19,584.97	16,601.64	34,221.77
14	Share of Profit/ (Loss) of associates	-	-	-	-	-	-	-	-	-	-	-	-
15	Minority Interest	-	-	-	-	-	-	-	-	-	-	-	-
16	Net Profit/(Loss) after taxes, minority interest and share of profit(loss) of associates(13+14+15)	6.14	5.35	1.49	11.49	6.75	174.44	10,516.18	9,068.79	8,247.75	19,584.97	16,601.64	34,221.77
17	Paid up Equity Share Capital (Face Value of Rs.2/-each)	9,525.03	9,525.03	9,525.03	9,525.03	9,525.03	9,525.03	9,525.03	9,525.03	9,525.03	9,525.03	9,525.03	9,525.03
18	Reserve excluding Revaluation Reserves as per balance sheet of previous accounting year												
19.i	Earning per share (before Extraordinary Items) (Face Value of Rs.2/-each)												
	a) Basic	0.00	0.00	0.00	0.00	0.00	0.04	2.21	1.90	1.73	4.11	3.49	7.19
	b) Diluted	0.00	0.00	0.00	0.00	0.00	0.04	2.21	1.90	1.73	4.11	3.49	7.19
19.ii	Earning per share (after Extraordinary Items) (Face Value of Rs.2/-each)												
	a) Basic	0.00	0.00	0.00	0.00	0.00	0.04	2.21	1.90	1.73	4.11	3.49	7.19
	b) Diluted	0.00	0.00	0.00	0.00	0.00	0.04	2.21	1.90	1.73	4.11	3.49	7.19



PART II Select information for the Quarter ended 30th September 2015


Sl.No.	Particulars	3 Months ended 30th Sept 2015	3 Months ended 30th June 2015	3 Months ended 30th Sept 2014	Year to Date		Year Ended
					30-Sep-15	30-Sep-14	31st March 2015
A	PARTICULARS OF SHAREHOLDING						
1	Public Shareholding						
	- Number of Shares	289,514,225	289,514,225	290,304,101	289,514,225	290,304,101	289,583,275
	- Percentage of Share Holding	60.79%	60.79%	60.96%	60.79%	60.96%	60.80%
2	Promoters and promoter group Shareholding						
	a) Pledged/Encumbered						
	Number of shares	22,240,065	11,366,106	31,832,335	22,240,065	31,832,335	33,095,585
	Percentage of shares (as a % of the total shareholding of promoters & Promoter group)	11.91%	6.09%	17.12%	11.91%	17.12%	17.73%
	Percentage of shares (as a % of the total share capital of the company)	4.67%	2.39%	6.68%	4.67%	6.68%	6.95%
	b) Non-encumbered						
	Number of shares	164,497,201	175,371,164	154,115,063	164,497,201	154,115,063	153,572,635
	Percentage of shares (as a % of the total shareholding of promoters & Promoter group)	88.09%	93.91%	82.88%	88.09%	82.88%	82.27%
	Percentage of shares (as a % of the total share capital of the company)	34.54%	36.82%	32.36%	34.54%	32.36%	32.25%

Particulars		3 Months ended 30th September 2015
B	INVESTORS COMPLAINTS	
	Pending at the beginning of the quarter	0
	Received during the quarter	1
	Disposed of during the quarter	1
	Remaining unresolved at the end of the quarter	0

C Notes:

- The above unaudited financial results for the quarter ended 30th September, 2015 were taken on record at the meeting of the Board of Directors held on 14th November, 2015 after being reviewed and recommended by the Audit Committee.
- The Company operates in two segments i.e, Digital Marketing and Software Development.
- The figures for the previous period / year have been regrouped / reclassified, wherever necessary.
- Consolidated Financial Statements have been prepared in accordance with Accounting Standard 21 "Consolidated Financial Statement" issued by The Institute of Chartered Accountants of India. Consolidated results are combined numbers of its 100% subsidiaries.

Place : HYDERABAD
Date : 14-11-2015




By order of the Board of Directors
For LYCOS INTERNET LIMITED
(Formerly Ybrant Digital Limited)

M. Suresh Kumar Reedy
M. SURESH KUMAR REEDY
Chairman and Managing Director

Statement of Assets and Liability:

Amount in Rs Lakhs

	Particulars	Standalone		Consolidated	
		As on	As on	As on	As on
		30-09-2015 Unaudited	31-03-2015 Audited	30-09-2015 Unaudited	31-03-2015 Audited
A	EQUITY AND LIABILITIES				
1	Shareholder's Funds:				
	(a) Share Capital	9,525.03	9,525.03	9,525.03	9,525.03
	(b) Reserves and Surplus	50,652.21	51,055.92	166,312.02	143,466.15
	Sub Total - Shareholders fund	60,177.24	60,580.95	175,837.05	152,991.18
2	Non-Current Liabilities				
	(a) Long-term borrowings	8,665.48	8,850.27	-	600.00
	(b) Defferred tax liabilities (Net)	665.85	665.85	995.51	964.80
	(c) Other Long term liabilities	-	-	468.04	445.61
	(d) Long term provisions	498.63	472.72	498.63	472.72
	Sub Total - Non - Current Liability	9,829.96	9,988.84	1,962.18	2,483.13
3	Current Liabilities				
	(a) Short-term borrowings	7,102.05	7,102.05	7,102.05	7,102.05
	(b) Trade payables	5,342.89	8,736.66	11,257.10	17,606.66
	(c) Other current liabilities	5,975.78	7,710.81	17,310.34	17,449.77
	(d) Short-term provisions	1,786.53	1,973.41	11,864.11	10,861.60
	Sub Total - Current Liabilities	20,207.25	25,522.93	47,533.60	53,020.08
	TOTAL - EQUITY AND LIABILITIES	90,214.45	96,092.72	225,332.83	208,494.39
B	Assets				
1	Non-current assets				
	(a) Fixed assets	634.55	720.93	42,564.96	37,079.76
	(b) Goodwill on consolidation	-	-	15,685.49	15,685.49
	(c) Non-current investments	51,087.68	51,087.68	605.50	605.50
	(d) Long term loans and advances	164.45	218.22	14,176.68	14,200.89
	(e) Other non-current assets	-	-	2,834.87	4,262.39
	Sub Total - Non - Current Asset	51,886.68	52,026.83	75,867.50	71,834.03
2	Current assets				
	(a) Trade receivables	28,202.63	29,516.29	87,817.44	84,529.14
	(b) Cash and cash equivalents	25.51	50.01	8,870.60	5,610.63
	(c) Short-term loans and advances	10,099.63	14,499.59	31,305.10	29,526.57
	(d) Other current assets	-	-	21,472.19	16,994.02
	Sub Total - Current Asset	38,327.77	44,065.89	149,465.33	136,660.36
	TOTAL ASSETS	90,214.45	96,092.72	225,332.83	208,494.39



For LYCOS INTERNET LIMITED

M. Suresh Kumar Reddy
M. SURESH KUMAR REDDY
 Chairman & Managing Director

Lycos Internet Limited (Formerly Ybrant Digital Limited) (NSE&BSE - LYCOS)

Regd. Office Plot no# 7A, Road No.12, M.L.A. Colony, Banjara Hills, Hyderabad - 500034.India

CIN:L64203TG1999PLC030996


Tel: +91 40 4567 8999, Fax: +91 22 6645 9677, www.lycos.com, email:ir@lycoscorp.com

REPORTING OF SEGMENT WISE REVENUE, RESULTS AND CAPITAL EMPLOYED


All amounts in Indian Rupees Lakhs, except share data

Sl.No.	Particulars	Consolidated					
		3 Months ended 30th Sept 2015	3 Months ended 30th June 2015	3 Months ended 30th Sept 2014	Year to Date		Year Ended 31st March 2015
					30th Sept 2015	30th Sept 2014	
		(Unaudited)	(Unaudited)	(Unaudited)	(Unaudited)	(Unaudited)	(Audited)
1	Segment Revenue						
	(a) Digital Marketing Segment	45,837.72	38,870.75	34,452.80	84,708.47	68,565.35	149,392.54
	(b) Software Development Segment	10,670.70	10,992.87	11,566.23	21,663.57	23,079.96	46,307.82
	Total Sales/ Income from Operations	56,508.42	49,863.62	46,019.03	106,372.04	91,645.31	195,700.36
	Less: Inter Segment Revenue						
	Net Sales/ Income from Operations	56,508.42	49,863.62	46,019.03	106,372.04	91,645.31	195,700.36
2	Segment Results - Profit (+) / Loss (-) before tax and interest						
	(a) Digital Marketing Segment	16,233.74	14,569.75	13,086.50	30,803.49	25,068.31	54,102.29
	(b) Software Development Segment	223.94	(114.92)	(8.71)	109.02	855.23	349.00
	Total Segment Results - Profit (+) / Loss (-) before tax and interest	16,457.68	14,454.83	13,077.79	30,912.51	25,923.54	54,451.29
	Less: Interest	408.53	394.80	839.15	803.33	1,415.09	2,252.50
	Total Profit (+) / Loss (-) before tax	16,049.15	14,060.03	12,238.64	30,109.18	24,508.45	52,198.79
3	Capital Employed						
	(a) Digital Marketing Segment	150,558.53	139,918.85	117,409.08	150,558.53	117,409.08	130,506.57
	(b) Software Development Segment	23,556.99	24,256.12	33,814.14	23,556.99	33,814.14	24,967.74
	Total Capital Employed	174,115.52	164,174.97	151,223.22	174,115.52	151,223.22	155,474.31

For LYCOS INTERNET LIMITED
(Formerly Ybrant Digital Limited)



M.SURESH KUMAR REDDY
Chairman and Managing Director



Place : HYDERABAD
Date : 14-11-2015



P. MURALI & CO.,

CHARTERED ACCOUNTANTS
6-3-655/2/3, SOMAJIGUDA,
HYDERABAD - 500 082. INDIA


Tel. : (91-40) 2332 6666, 2331 2554
2339 3967, 2332 1470
Fax : (91-40) 2339 2474
E-mail : pmurali.co@gmail.com
info@pmurali.com
Website : www.p murali.com

To
The Board of Directors
LYCOS INTERNET LIMITED
Hyderabad

Limited Review Report for the quarter ended 30th September, 2015

1. We have reviewed the accompanying statement of unaudited financial results of M/s. Lycos Internet Limited for the quarter ended 30th September, 2015 except for the disclosures regarding 'Public Shareholding' and 'Promoter and Promoter Group Shareholding' which have been traced from disclosures made by the management and have not been audited by us. This statement is the responsibility of the Company's Management and has been approved by the Board of Directors/committee of Board of Directors. Our responsibility is to issue a report on these financial statements based on our review.
2. We conducted our review in accordance with the Standard on Review Engagement (SRE) 2410, Review of interim financial information performed by the independent auditor of the entity issued by the Institute of Chartered Accountants of India. This standard requires that we plan and perform the review to obtain moderate assurance as to whether the financial statements are free of material misstatement. A review is limited primarily to inquiries of company personnel and analytical procedures applied to financial data and thus provide less assurance than an audit. We have not performed an audit and accordingly, we do not express an audit opinion.
3. Based on our review conducted as above, nothing has come to our attention that causes us to believe that the accompanying statement of unaudited financial results prepared in accordance with applicable accounting standards and other recognized accounting practices and policies has not disclosed the information required to be disclosed in terms of Clause 41 of the Listing Agreement including the manner in which it is to be disclosed, or that it contains any material misstatement.

For P. Murali & Co.
Chartered Accountants



Partner

Place: Hyderabad
Date: 13th November 2015